



IQNet, the association of the world's first class certification bodies, is the largest provider of management System Certification in the world. IQNet is composed of more than 30 bodies and counts over 150 subsidiaries all over the globe.

CERTIFICATO N. 18199/08/S
CERTIFICATE No.

SI CERTIFICA CHE IL SISTEMA DI GESTIONE PER LA QUALITÀ DI
 IT IS HEREBY CERTIFIED THAT THE QUALITY MANAGEMENT SYSTEM OF

GRUPPO SANITARI ITALIA S.P.A.

STRADA PROVINCIALE 150 DI MAGLIANO SABINA KM 3,125 01035 Gallese (VT) ITALIA

NELLE SEGUENTI UNITÀ OPERATIVE / IN THE FOLLOWING OPERATIONAL UNITS

STRADA PROVINCIALE 150 DI MAGLIANO SABINA KM 3,125 01035 Gallese (VT) ITALIA

È CONFORME ALLA NORMA / IS IN COMPLIANCE WITH THE STANDARD

ISO 9001:2015

PER I SEGUENTI CAMPI DI ATTIVITÀ / FOR THE FOLLOWING FIELD(S) OF ACTIVITIES

PROGETTAZIONE, PRODUZIONE E COMMERCIALIZZAZIONE DI APPARECCHI IGIENICO-SANITARI.
 COMMERCIALIZZAZIONE DI PRODOTTI PER L'ARREDO BAGNO.

DESIGN, PRODUCTION AND SALE OF SANITARY WARE. TRADE OF ARTICLES FOR BATHROOM FURNISHINGS

IAF:15
 IAF:29

La validità del presente certificato è subordinata a sorveglianza periodica annuale / semestrale ed al riesame completo del sistema di gestione con periodicità triennale

The validity of this certificate is dependent on an annual / six monthly audit and on a complete review, every three years, of the management system

L'uso e la validità del presente certificato sono soggetti al rispetto del documento RINA: Regolamento per la Certificazione di Sistemi di Gestione per la Qualità

The use and validity of this certificate are subject to compliance with the RINA document : Rules for the certification of Quality Management Systems

Prima emissione First Issue	<u>17.06.2008</u>	Data decisione di rinnovo Renewal decision date	<u>14.06.2017</u>
Data scadenza Expiry Date	<u>15.06.2020</u>	Data revisione Revision date	<u>14.06.2017</u>

Stefano Grigioni
 Central Italy District Manager

Stefano Grigioni

RINA Services S.p.A.
 Via Corsica 12 - 16128 Genova Italy



SGQ N° 002 A SSI N° 001 G
 SGA N° 002 D DAP N° 001 H
 PRD N° 002 B PRS N° 066 C
 SCR N° 003 F LAB N° 0632
 SGE N° 008 M ISP N° 069E

Membro degli Accordi di Mutuo Riconoscimento EA, IAF e ILAC

Signatory of EA, IAF and ILAC Mutual Recognition Agreements



www.cisq.com

CISQ è la Federazione Italiana di Organismi di Certificazione dei sistemi di gestione aziendale
 CISQ is the Italian Federation of management system Certification Bodies

®



THE INTERNATIONAL CERTIFICATION NETWORK

CERTIFICATE

CISQ /RINA as an IQNet Partner hereby states that the organization:

GRUPPO SANITARI ITALIA S.P.A.

STRADA PROVINCIALE 150 DI MAGLIANO SABINA KM 3,125 01035 Gallese (VT) ITALIA

for the following scope:

DESIGN, PRODUCTION AND SALE OF SANITARY WARE. TRADE OF ARTICLES FOR BATHROOM FURNISHINGS

has implemented and maintains a
Quality Management System

which fulfills the requirements of the following standard:

ISO 9001:2015

*for the validity date, please refer to the original certificate * issued by CISQ/RINA*

Issued on: 2017-06-14

First Issued on: 2008-06-17

Registration Number: IT-63248



Michael Drechsel

President of IQNET



Ing. Claudio Provetti

President of CISQ

IQNet Partners:**

AENOR Spain AFNOR Certification France Vinçotte Belgium APCER Portugal CCC Cyprus
CISQ Italy CQC China CQM China CQS Czech Republic Cro Cert Croatia DQS Holding GmbH Germany
FCAV Brazil FONDONORMA Venezuela ICONTEC Colombia IMNC Mexico Inspecta Certification Finland INTECO Costa Rica
IRAM Argentina JQA Japan KFQ Korea MIRTEC Greece MSZT Hungary Nemko AS Norway NSAI Ireland PCBC Poland
Quality Austria Austria RR Russia SIGE México SII Israel SIQ Slovenia SIRIM QAS International Malaysia
SQS Switzerland SRAC Romania TEST St Petersburg Russia TSE Turkey YUQS Serbia
IQNet is represented in the USA by: AFNOR Certification, CISQ, DQS Holding GmbH and NSAI Inc..

* This attestation is directly linked to the IQNet Partner's original certificate and shall not be used as a stand-alone document

** The list of IQNet partners is valid at the time of issue of this certificate. Updated information is available under www.iqnet-certification.com

1. Unique identification code of the product-type: see attached file
2. Product-type, batch or serial number or any other element allowing identification of the construction product as required under Article 11(4):

Shower tray(s)

3. Intended use or uses of the construction product, in accordance with the applicable harmonised technical specification, as foreseen by the manufacturer:

Personal hygiene (PH)

4. Name, registered trade name or registered trade mark and contact address of the manufacturer as required under Article 11(5):

Gruppo Sanitari Italia S.p.A.
S.P. 150, Km 3,125
01035 Gallese (Viterbo), Italia
Tel. +39 0761 4911
Fax. +39 0761 496111
Email. info@gsiceramica.it

5. Where applicable, name and contact address of the authorized representative whose mandate covers the tasks specified in Article 12(2):

Not applicable

6. System or systems of assessment and verification of constancy of performance (AVCP) of the construction product as set out in Regulation (EU) No. 305/2011 (CPR), Annex V:

System 4

7. In case of the declaration of performance concerning a construction product covered by a harmonized standard:

EN 14527:2006

8. Notified Body: not applicable
9. Declared performance

Caratteristiche essenziali	Performance	Norma tecnica armonizzata
Cleanability (CA)	Pass	EN 14527:2006
Durability (DA)	Pass	

The performance of the product identified in points 1 and 2 is in conformity with the declared performance in point 9.
This declaration of performance is issued under the sole responsibility of the manufacturer identified in point 4.

Signed for and on behalf of the manufacturer by:

Dino Rossi – CEO
(Name and function)

Gallese – 01/09/2015
(place and date of issue)



(signature)

Product no.	Name	Product-type	Designation code	Characteristics
458660	H6 texture	Shower tray	EN 14527 - CL1 - CERAMIC	CA - DA
459860	H6 texture	Shower tray	EN 14527 - CL1 - CERAMIC	CA - DA
458760	H6 texture	Shower tray	EN 14527 - CL1 - CERAMIC	CA - DA
459760	H6 texture	Shower tray	EN 14527 - CL1 - CERAMIC	CA - DA
438660	H6 texture	Shower tray	EN 14527 - CL1 - CERAMIC	CA - DA
439760	H6 texture	Shower tray	EN 14527 - CL1 - CERAMIC	CA - DA
449760	H6 texture	Shower tray	EN 14527 - CL1 - CERAMIC	CA - DA
3589	H6	Shower tray	EN 14527 - CL1 - CERAMIC	CA - DA
4991	H11	Shower tray	EN 14527 - CL1 - CERAMIC	CA - DA
4988	H11	Shower tray	EN 14527 - CL1 - CERAMIC	CA - DA
3586	H6	Shower tray	EN 14527 - CL1 - CERAMIC	CA - DA
4993	H11	Shower tray	EN 14527 - CL1 - CERAMIC	CA - DA
3599	H6	Shower tray	EN 14527 - CL1 - CERAMIC	CA - DA
4994	H11	Shower tray	EN 14527 - CL1 - CERAMIC	CA - DA
3598	H6	Shower tray	EN 14527 - CL1 - CERAMIC	CA - DA
3587	H6	Shower tray	EN 14527 - CL1 - CERAMIC	CA - DA
4370	H11	Shower tray	EN 14527 - CL1 - CERAMIC	CA - DA
3597	H6	Shower tray	EN 14527 - CL1 - CERAMIC	CA - DA
4375	H11	Shower tray	EN 14527 - CL1 - CERAMIC	CA - DA
4380	H11	Shower tray	EN 14527 - CL1 - CERAMIC	CA - DA
3386	H6	Shower tray	EN 14527 - CL1 - CERAMIC	CA - DA
4585	H11	Shower tray	EN 14527 - CL1 - CERAMIC	CA - DA
4590	H11	Shower tray	EN 14527 - CL1 - CERAMIC	CA - DA
4390	H11	Shower tray	EN 14527 - CL1 - CERAMIC	CA - DA
3397	H6	Shower tray	EN 14527 - CL1 - CERAMIC	CA - DA
4480	H11	Shower tray	EN 14527 - CL1 - CERAMIC	CA - DA
3486	H6	Shower tray	EN 14527 - CL1 - CERAMIC	CA - DA
4490	H11	Shower tray	EN 14527 - CL1 - CERAMIC	CA - DA
3497	H6	Shower tray	EN 14527 - CL1 - CERAMIC	CA - DA
4596	H11	Shower tray	EN 14527 - CL1 - CERAMIC	CA - DA
4595	H11	Shower tray	EN 14527 - CL1 - CERAMIC	CA - DA

Dino Rossi – CEO
(Name and function)

Gallese – 01/09/2015
(place and date of issue)



(signature)

1. Unique identification code of the product-type: see attached file
2. Product-type, batch or serial number or any other element allowing identification of the construction product as required under Article 11(4):

Washbasin(s)

3. Intended use or uses of the construction product, in accordance with the applicable harmonised technical Specification, as foreseen by the manufacturer:

Personal hygiene (PH)

4. Name, registered trade name or registered trade mark and contact address of the manufacturer as required under Article 11(5):

Gruppo Sanitari Italia S.p.A.
S.P. 150, Km 3,125
01035 Gallese (Viterbo), Italia
Tel. +39 0761 4911
Fax. +39 0761 496111
Email. info@gsiceramica.it

5. Where applicable, name and contact address of the authorised representative whose mandate covers the tasks specified in Article 12(2):

Not Applicable

6. System or systems of assessment and verification of constancy of performance (AVCP) of the construction product as set out in Regulation (EU) No. 305/2011 (CPR), Annex V:

System 4

7. In case of the declaration of performance concerning a construction product covered by a harmonized standard:

EN 14688:2007

8. Notified Body: not applicable
9. Declared performance


Essential characteristics	Performance	Harmonised technical specification
Cleanability(CA)	Pass	EN 14688:2007
Load Resistance (LR)	Pass	
Durability (DA)	Pass	
Overflow Capacity (OF)	Pass	

The performance of the product identified in points 1 and 2 is in conformity with the declared performance in point 9. This declaration of performance is issued under the sole responsibility of the manufacturer identified in point 4.

Signed for and on behalf of the manufacturer by:

Dino Rossi – CEO
(Name and function)

Gallese – 01/09/2015
(Place and date of issue)




(Signature)

Product no.	Name	Product-type	Designation code	Characteristics
7631	Community	Washbasin	EN 14688 - CL00	CA - LR - DA
7650	Community	Washbasin	EN 14688 - CL00	CA - LR - DA
8982	Kube	Washbasin	EN 14688 - CL00	CA - LR - DA
89829	Kube	Washbasin	EN 14688 - CL00	CA - LR - DA
7584	Losanga	Washbasin	EN 14688 - CL00	CA - LR - DA
7585	Losanga	Washbasin	EN 14688 - CL00	CA - LR - DA
7554	Losanga	Washbasin	EN 14688 - CL00	CA - LR - DA
7539	Losanga	Washbasin	EN 14688 - CL00	CA - LR - DA
7559	Norm	Washbasin	EN 14688 - CL00	CA - LR - DA
7558	Norm	Washbasin	EN 14688 - CL00	CA - LR - DA
6686	Panorama	Washbasin	EN 14688 - CL00	CA - LR - DA
6689	Panorama	Washbasin	EN 14688 - CL00	CA - LR - DA
6684	Panorama	Washbasin	EN 14688 - CL00	CA - LR - DA
6685	Panorama	Washbasin	EN 14688 - CL00	CA - LR - DA
6982	Traccia	Washbasin	EN 14688 - CL00	CA - LR - DA
6937	Traccia	Washbasin	EN 14688 - CL00	CA - LR - DA
6935	Traccia	Washbasin	EN 14688 - CL00	CA - LR - DA
7323	Traccia	Washbasin	EN 14688 - CL00	CA - LR - DA
MCITY83	City	Washbasin	EN 14688 - CL20	CA - LR - DA - OF
MCITY30	City	Washbasin	EN 14688 - CL20	CA - LR - DA - OF
MCITY82	City	Washbasin	EN 14688 - CL20	CA - LR - DA - OF
MCITY31	City	Washbasin	EN 14688 - CL20	CA - LR - DA - OF
MCITY36	City	Washbasin	EN 14688 - CL20	CA - LR - DA - OF
8725	Classic	Washbasin	EN 14688 - CL20	CA - LR - DA - OF
8723	Classic	Washbasin	EN 14688 - CL20	CA - LR - DA - OF
8749	Classic	Washbasin	EN 14688 - CL20	CA - LR - DA - OF
8731	Classic	Washbasin	EN 14688 - CL20	CA - LR - DA - OF
8787	Classic	Washbasin	EN 14688 - CL20	CA - LR - DA - OF
8788	Classic	Washbasin	EN 14688 - CL20	CA - LR - DA - OF
8923	Kube	Washbasin	EN 14688 - CL20	CA - LR - DA - OF
89239	Kube	Washbasin	EN 14688 - CL20	CA - LR - DA - OF
8930	Kube	Washbasin	EN 14688 - CL20	CA - LR - DA - OF
89309	Kube	Washbasin	EN 14688 - CL20	CA - LR - DA - OF
8934	Kube	Washbasin	EN 14688 - CL20	CA - LR - DA - OF
8933	Kube	Washbasin	EN 14688 - CL20	CA - LR - DA - OF
8931	Kube	Washbasin	EN 14688 - CL20	CA - LR - DA - OF
89319	Kube	Washbasin	EN 14688 - CL20	CA - LR - DA - OF
8922	Kube	Washbasin	EN 14688 - CL20	CA - LR - DA - OF

Dino Rossi – CEO
(Name and function)

Gallese – 01/09/2015
(Place and date of issue)




(Signature)

89229	Kube	Washbasin	EN 14688 - CL20	CA - LR - DA - OF
8963	Kube	Washbasin	EN 14688 - CL20	CA - LR - DA - OF
8924	Kube	Washbasin	EN 14688 - CL20	CA - LR - DA - OF
8956	Kube	Washbasin	EN 14688 - CL20	CA - LR - DA - OF
8957	Kube	Washbasin	EN 14688 - CL20	CA - LR - DA - OF
8985	Kube	Washbasin	EN 14688 - CL20	CA - LR - DA - OF
8984	Kube	Washbasin	EN 14688 - CL20	CA - LR - DA - OF
8983	Kube	Washbasin	EN 14688 - CL20	CA - LR - DA - OF
MALISEON	Panorama	Washbasin	EN 14688 - CL20	CA - LR - DA - OF
MASIAN	Panorama	Washbasin	EN 14688 - CL20	CA - LR - DA - OF
7012	Panorama	Washbasin	EN 14688 - CL20	CA - LR - DA - OF
8824	Pura	Washbasin	EN 14688 - CL20	CA - LR - DA - OF
8823	Pura	Washbasin	EN 14688 - CL20	CA - LR - DA - OF
8822	Pura	Washbasin	EN 14688 - CL20	CA - LR - DA - OF
8831	Pura	Washbasin	EN 14688 - CL20	CA - LR - DA - OF
8841	Pura	Washbasin	EN 14688 - CL20	CA - LR - DA - OF
8849	Pura	Washbasin	EN 14688 - CL20	CA - LR - DA - OF
8848	Pura	Washbasin	EN 14688 - CL20	CA - LR - DA - OF
7248	Pura	Washbasin	EN 14688 - CL20	CA - LR - DA - OF
7247	Pura	Washbasin	EN 14688 - CL20	CA - LR - DA - OF
7243	Pura	Washbasin	EN 14688 - CL20	CA - LR - DA - OF
7724	Modo	Washbasin	EN 14688 - CL20	CA - LR - DA - OF
7723	Modo	Washbasin	EN 14688 - CL20	CA - LR - DA - OF
7722	Modo	Washbasin	EN 14688 - CL20	CA - LR - DA - OF
7732	Modo	Washbasin	EN 14688 - CL20	CA - LR - DA - OF
7785	Modo	Washbasin	EN 14688 - CL20	CA - LR - DA - OF
8625	Norm	Washbasin	EN 14688 - CL20	CA - LR - DA - OF
8624	Norm	Washbasin	EN 14688 - CL20	CA - LR - DA - OF
8623	Norm	Washbasin	EN 14688 - CL20	CA - LR - DA - OF
8688	Norm	Washbasin	EN 14688 - CL20	CA - LR - DA - OF
8687	Norm	Washbasin	EN 14688 - CL20	CA - LR - DA - OF
8683	Norm	Washbasin	EN 14688 - CL20	CA - LR - DA - OF
8686	Norm	Washbasin	EN 14688 - CL20	CA - LR - DA - OF
8684	Norm	Washbasin	EN 14688 - CL20	CA - LR - DA - OF
8650	Norm	Washbasin	EN 14688 - CL20	CA - LR - DA - OF
9058	Sand	Washbasin	EN 14688 - CL20	CA - LR - DA - OF
9059	Sand	Washbasin	EN 14688 - CL20	CA - LR - DA - OF
9024	Sand	Washbasin	EN 14688 - CL20	CA - LR - DA - OF
9023	Sand	Washbasin	EN 14688 - CL20	CA - LR - DA - OF
9051	Sand	Washbasin	EN 14688 - CL20	CA - LR - DA - OF
9022	Sand	Washbasin	EN 14688 - CL20	CA - LR - DA - OF
9031	Sand	Washbasin	EN 14688 - CL20	CA - LR - DA - OF

Dino Rossi – CEO
(Name and function)

Gallese – 01/09/2015
(Place and date of issue)




(Signature)

9085	Sand	Washbasin	EN 14688 - CL20	CA - LR - DA - OF
9087	Sand	Washbasin	EN 14688 - CL20	CA - LR - DA - OF
9086	Sand	Washbasin	EN 14688 - CL20	CA - LR - DA - OF
9084	Sand	Washbasin	EN 14688 - CL20	CA - LR - DA - OF
9083	Sand	Washbasin	EN 14688 - CL20	CA - LR - DA - OF
9082	Sand	Washbasin	EN 14688 - CL20	CA - LR - DA - OF
9035	Sand	Washbasin	EN 14688 - CL20	CA - LR - DA - OF
9048	Sand	Washbasin	EN 14688 - CL20	CA - LR - DA - OF

Dino Rossi – CEO
(Name and function)

Gallese – 01/09/2015
(Place and date of issue)



(Signature)

1. Unique identification code of the product-type: see attached file
2. Product-type, batch or serial number or any other element allowing identification of the construction product as required under Article 11(4):

Bidet(s)

3. Intended use or uses of the construction product, in accordance with the applicable harmonised technical specification, as foreseen by the manufacturer:

Personal hygiene (PH)

4. Name, registered trade name or registered trade mark and contact address of the manufacturer as required under Article 11(5):

Gruppo Sanitari Italia S.p.A.

S.P. 150, Km 3,125

01035 Gallese (Viterbo), Italia

Tel. +39 0761 4911

Fax. +39 0761 496111

Email. info@gsiceramica.it

5. Where applicable, name and contact address of the authorized representative whose mandate covers the tasks specified in Article 12(2):

Not Applicable

6. System or systems of assessment and verification of constancy of performance (AVCP) of the construction product as set out in Regulation (EU) No. 305/2011 (CPR), Annex V:

System 4

7. In case of the declaration of performance concerning a construction product covered by a harmonized standard:

EN 14528:2008

8. Notified Body: not applicable

9. Declared performance

Essential characteristics	Performance	Harmonised technical specification
Cleanability (CA)	Pass	EN 14528:2008
Load resistance (LR)	Pass	
Overflow capacity (OF)	Pass	
Durability (DA)	Pass	

Dino Rossi – CEO
(Name and function)

Gallese – 01/09/2015
(place and date of issue)




(signature)

The performance of the product identified in points 1 and 2 is in conformity with the declared performance in point 9. This declaration of performance is issued under the sole responsibility of the manufacturer identified in point 4.

Signed for and on behalf of the manufacturer by:

Dino Rossi – CEO
(Name and function)

Gallese – 01/09/2015
(place and date of issue)



(signature)

Product	Name	Product-type	Designation code	Characteristics
MCITY62	City	Stand floor bidet	EN 14528 - CL20	OF - CA - LR - DA
MCITY64	City	Wall-hung bidet	EN 14528 - CL20	OF - CA - LR - DA
8762	Classic	Stand floor bidet	EN 14528 - CL20	OF - CA - LR - DA
8765	Classic	Wall-hung bidet	EN 14528 - CL20	OF - CA - LR - DA
7662	Community	Stand floor bidet	EN 14528 - CL20	OF - CA - LR - DA
7562	Losanga	Stand floor bidet	EN 14528 - CL20	OF - CA - LR - DA
7560	Losanga	Wall-hung bidet	EN 14528 - CL20	OF - CA - LR - DA
7564	Losanga	Wall-hung bidet	EN 14528 - CL20	OF - CA - LR - DA
7763	Modo	Stand floor bidet	EN 14528 - CL20	OF - CA - LR - DA
7762	Modo	Stand floor bidet	EN 14528 - CL20	OF - CA - LR - DA
7760	Modo	Wall-hung bidet	EN 14528 - CL20	OF - CA - LR - DA
7765	Modo	Wall-hung bidet	EN 14528 - CL20	OF - CA - LR - DA
8662	Norm	Stand floor bidet	EN 14528 - CL20	OF - CA - LR - DA
8664	Norm	Wall-hung bidet	EN 14528 - CL20	OF - CA - LR - DA
8665	Norm	Wall-hung bidet	EN 14528 - CL20	OF - CA - LR - DA
5662	Old Antea	Stand floor bidet	EN 14528 - CL20	OF - CA - LR - DA
6620	Panorama	Stand floor bidet	EN 14528 - CL20	OF - CA - LR - DA
6621	Panorama	Stand floor bidet	EN 14528 - CL20	OF - CA - LR - DA
6660	Panorama	Stand floor bidet	EN 14528 - CL20	OF - CA - LR - DA
6664	Panorama	Wall-hung bidet	EN 14528 - CL20	OF - CA - LR - DA
6665	Panorama	Wall-hung bidet	EN 14528 - CL20	OF - CA - LR - DA
8864	Pura	Wall-hung bidet	EN 14528 - CL20	OF - CA - LR - DA
8865	Pura	Wall-hung bidet	EN 14528 - CL20	OF - CA - LR - DA
8862	Pura	Stand floor bidet	EN 14528 - CL20	OF - CA - LR - DA
8869	Pura	Stand floor bidet	EN 14528 - CL20	OF - CA - LR - DA
6962	Traccia	Stand floor bidet	EN 14528 - CL20	OF - CA - LR - DA
6963	Traccia	Stand floor bidet	EN 14528 - CL20	OF - CA - LR - DA
6969	Traccia	Stand floor bidet	EN 14528 - CL20	OF - CA - LR - DA
6920	Traccia	Wall-hung bidet	EN 14528 - CL20	OF - CA - LR - DA
6921	Traccia	Wall-hung bidet	EN 14528 - CL20	OF - CA - LR - DA
7862	X2	Stand floor bidet	EN 14528 - CL20	OF - CA - LR - DA
7864	X2	Wall-hung bidet	EN 14528 - CL20	OF - CA - LR - DA
9065	Sand	Wall-hung bidet	EN 14528 - CL20	OF - CA - LR - DA
9064	Sand	Wall-hung bidet	EN 14528 - CL20	OF - CA - LR - DA
9062	Sand	Stand floor bidet	EN 14528 - CL20	OF - CA - LR - DA

Dino Rossi – CEO
(Name and function)

Gallese – 01/09/2015
(place and date of issue)



(signature)

1. Product-type, batch or serial number or any other element allowing identification of the construction product as required under Article 11(4) :

WC pan(s)

2. Intended use or uses of the construction product, in accordance with the applicable harmonised technical specification, as foreseen by the manufacturer:

Personal hygiene (PH)

3. Name, registered trade name or registered trade mark and contact address of the manufacturer as required under Article 11(5):

Gruppo Sanitari Italia S.p.A.

S.P. 150, Km 3,125

01035 Gallese (Viterbo), Italia

Tel. +39 0761 4911

Fax. +39 0761 496111

Email. info@gsiceramica.it

4. Where applicable, name and contact address of the authorized representative whose mandate covers the tasks specified in Article 12(2):

Not applicable

5. System or systems of assessment and verification of constancy of performance (AVCP) of the construction product as set out in Regulation (EU) No. 305/2011 (CPR), Annex V:

System 4

6. In case of the declaration of performance concerning a construction product covered by a harmonized standard:

EN 997 2012

7. Notified Body: not applicable

Dino Rossi – CEO
(Name and function)

Gallese – 01/09/2015
(place and date of issue)



(signature)

8. Declared performance

Essential characteristics	Performance	Harmonised technical specification
Capacity of flushing water (CF)	Pass	EN 997:2012
Backflow prevention (BP)	Pass	
Cleanability(CA)	Pass	
Load resistance (LR)	Pass	
Water leaktightness (WL)	Pass	
Valve reliability (VR)	Pass	
Durability (DA)	Pass	

9. The performance of the product identified in points 1 and 2 is in conformity with the declared performance in point 9. This declaration of performance is issued under the sole responsibility of the manufacturer identified in point 4.

The performances declared by the producer are guaranteed with the flushing devices indicated in the attached chart.

Signed for and on behalf of the manufacturer by:

Dino Rossi – CEO
(Name and function)

Gallese – 01/09/2015
(place and date of issue)



(signature)

Product no.	Name	Product-type	Device of flushing water	Designation code	Characteristics	Capacity of flushing water
MCITY11	City	Back to wall wc	Geberit Type UP 320 / 110.358.0.0.5	EN 997 CL 1 4/5A – CL 2	WL - CF - BP - CA - LR - DA	4,5 lt
MCITY10	City	Back to wall wc	Geberit Type UP 320 / 110.358.0.0.5	EN 997 CL 1 4/5A – CL 2	WL - CF - BP - CA - LR - DA	4,5 lt
MCITY17	City	Close coupled Wc	Geberit Type 280-380 / 273.328.KG.1	EN 997 CL 1 6/5A	WL - CF - BP - CA - VR - LR - DA	3/6 lt
MCITY18	City	Wall-hung Wc	Geberit Type UP 320 / 110.358.0.0.5	EN 997 CL 1 4/5A – CL 2	WL - CF - BP - CA - LR - DA	4,5 lt
9012	Sand	Wall-hung Wc	Geberit Type UP 320 / 110.358.0.0.5	EN 997 CL 1 4/5A – CL 2	WL - CF - BP - CA - LR - DA	4,5 lt
9018	Sand	Wall-hung Wc	Geberit Type UP 320 / 110.358.0.0.5	EN 997 CL 1 4/5A – CL 2	WL - CF - BP - CA - LR - DA	4,5 lt
9014	Sand	Back to wall wc	Geberit Type UP 320 / 110.358.0.0.5	EN 997 CL 1 4/5A – CL 2	WL - CF - BP - CA - LR - DA	4,5 lt
8711	Classic	Back to wall wc	Geberit Type UP 320 / 110.358.0.0.5	EN 997 CL 1 4/5A – CL 2	WL - CF - BP - CA - LR - DA	4,5 lt
8710	Classic	Back to wall wc	Geberit Type UP 320 / 110.358.0.0.5	EN 997 CL 1 4/5A – CL 2	WL - CF - BP - CA - LR - DA	4,5 lt
8712	Classic	Wall-hung Wc	Geberit Type UP 320 / 110.358.0.0.5	EN 997 CL 1 4/5A – CL 2	WL - CF - BP - CA - LR - DA	4,5 lt
8717	Classic	Close coupled Wc	Geberit Type 280-380 / 273.328.KG.1	EN 997 CL 1 6/5A	WL - CF - BP - CA - VR - LR - DA	3/6 lt
7697	Community	Urinal	Geberit Type UP 320 / 110.358.0.0.5	EN 997 CL 1 4/5A – CL 2	WL - CF - BP - CA - LR - DA	6 lt
7614	Community	Back to wall wc	Geberit Type UP 320 / 110.358.0.0.5	EN 997 CL 1 4/5A – CL 2	WL - CF - BP - CA - LR - DA	6 lt
7618	Community	Wall-hung Wc	Geberit Type UP 320 / 110.358.0.0.5	EN 997 CL 1 4/5A – CL 2	WL - CF - BP - CA - LR - DA	6 lt
7514	Losanga	Back to wall wc	Geberit Type UP 320 / 110.358.0.0.5	EN 997 CL 1 4/5A – CL 2	WL - CF - BP - CA - LR - DA	4,5 lt
7517	Losanga	Close coupled Wc	Geberit Type 280-380 / 273.328.KG.1	EN 997 CL 1 6/5A	WL - CF - BP - CA - VR - LR - DA	3/6 lt
7510	Losanga	Wall-hung Wc	Geberit Type UP 320 / 110.358.0.0.5	EN 997 CL 1 4/5A – CL 2	WL - CF - BP - CA - LR - DA	4,5 lt
7518	Losanga	Wall-hung Wc	Geberit Type UP 320 / 110.358.0.0.5	EN 997 CL 1 4/5A – CL 2	WL - CF - BP - CA - LR - DA	4,5 lt
7713	Modo	Back to wall wc	Geberit Type UP 320 / 110.358.0.0.5	EN 997 CL 1 4/5A – CL 2	WL - CF - BP - CA - LR - DA	4,5 lt
7714	Modo	Back to wall wc	Geberit Type UP 320 / 110.358.0.0.5	EN 997 CL 1 4/5A – CL 2	WL - CF - BP - CA - LR - DA	4,5 lt
7717	Modo	Close coupled Wc	Geberit Type 280-380 / 273.328.KG.1	EN 997 CL 1 6/5A	WL - CF - BP - CA - VR - LR - DA	3/6 lt
7710	Modo	Wall-hung Wc	Geberit Type UP 320 / 110.358.0.0.5	EN 997 CL 1 4/5A – CL 2	WL - CF - BP - CA - LR - DA	4,5 lt

Dino Rossi – CEO

(Name and function)

Gallese – 01/09/2015

(place and date of issue)



(signature)

7712	Modo	Wall-hung Wc	Geberit Type UP 320 / 110.358.0.0.5	EN 997 CL 1 4/5A – CL 2	WL - CF - BP - CA - LR - DA	4,5 lt
8614	Norm	Back to wall wc	Geberit Type UP 320 / 110.358.0.0.5	EN 997 CL 1 4/5A – CL 2	WL - CF - BP - CA - LR - DA	4,5 lt
8610	Norm	Wall-hung Wc	Geberit Type UP 320 / 110.358.0.0.5	EN 997 CL 1 4/5A – CL 2	WL - CF - BP - CA - LR - DA	4,5 lt
8618	Norm	Wall-hung Wc	Geberit Type UP 320 / 110.358.0.0.5	EN 997 CL 1 4/5A – CL 2	WL - CF - BP - CA - LR - DA	4,5 lt
8612	Norm	Wall-hung Wc	Geberit Type UP 320 / 110.358.0.0.5	EN 997 CL 1 4/5A – CL 2	WL - CF - BP - CA - LR - DA	4,5 lt
8617	Norm	Close coupled Wc	Geberit Type UP 320 / 110.358.0.0.5	EN 997 CL 1 6/5A	WL - CF - BP - CA - VR - LR - DA	3/6 lt
8697F11	Norm	Urinal	Geberit Duofix 111.616.00.1	EN 13407 –CL 1 - I	BP - CA - LR - DA	1,3 lt
5611	Old Antea	Back to wall wc	Geberit Type UP 320 / 110.358.0.0.5	EN 997 CL 1 4/5A – CL 2	WL - CF - BP - CA - LR - DA	6 lt
5610	Old Antea	Back to wall wc	Geberit Type UP 320 / 110.358.0.0.5	EN 997 CL 1 4/5A – CL 2	WL - CF - BP - CA - LR - DA	6 lt
5616	Old Antea	Close coupled Wc	Geberit Type 280-380 / 273.328.KG.1	EN 997 CL 1 6/5A	WL - CF - BP - CA - VR - LR - DA	3/6 lt
5615	Old Antea	Close coupled Wc	Geberit Type 280-380 / 273.328.KG.1	EN 997 CL 1 6/5A	WL - CF - BP - CA - VR - LR - DA	3/6 lt
6619	Panorama	Back to wall wc	Geberit Type UP 320 / 110.358.0.0.5	EN 997 CL 1 4/5A – CL 2	WL - CF - BP - CA - LR - DA	4,5 lt
6610	Panorama	Back to wall wc	Geberit Type UP 320 / 110.358.0.0.5	EN 997 CL 1 4/5A – CL 2	WL - CF - BP - CA - LR - DA	4,5 lt
6614	Panorama	Back to wall wc	Geberit Type UP 320 / 110.358.0.0.5	EN 997 CL 1 4/5A – CL 2	WL - CF - BP - CA - LR - DA	4,5 lt
6615	Panorama	Close coupled Wc	Geberit Type 280-380 / 273.328.KG.1	EN 997 CL 1 6/5A	WL - CF - BP - CA - VR - LR - DA	3/6 lt
6617	Panorama	Close coupled Wc	Geberit Type 280-380 / 273.328.KG.1	EN 997 CL 1 6/5A	WL - CF - BP - CA - VR - LR - DA	3/6 lt
6618	Panorama	Wall-hung Wc	Geberit Type UP 320 / 110.358.0.0.5	EN 997 CL 1 4/5A – CL 2	WL - CF - BP - CA - LR - DA	4,5 lt
6612	Panorama	Wall-hung Wc	Geberit Type UP 320 / 110.358.0.0.5	EN 997 CL 1 4/5A – CL 2	WL - CF - BP - CA - LR - DA	4,5 lt
8818	Pura	Wall-hung Wc	Geberit Type UP 320 / 110.358.0.0.5	EN 997 CL 1 4/5A – CL 2	WL - CF - BP - CA - LR - DA	4,5 lt
8812	Pura	Wall-hung Wc	Geberit Type UP 320 / 110.358.0.0.5	EN 997 CL 1 4/5A – CL 2	WL - CF - BP - CA - LR - DA	4,5 lt
8814	Pura	Back to wall wc	Geberit Type UP 320 / 110.358.0.0.5	EN 997 CL 1 4/5A – CL 2	WL - CF - BP - CA - LR - DA	4,5 lt
8819	Pura	Back to wall wc	Geberit Type UP 320 / 110.358.0.0.5	EN 997 CL 1 4/5A – CL 2	WL - CF - BP - CA - LR - DA	4,5 lt
7697	Pura	Urinal	Geberit Duofix 111.616.00.1	EN 13407 –CL 1 - I	BP - CA - LR - DA	1,3 lt
8897	Pura	Urinal	Geberit Duofix 111.616.00.1	EN 13407 –CL 1 - I	BP - CA - LR - DA	1,3 lt

Dino Rossi – CEO

(Name and function)

Gallese – 01/09/2015

(place and date of issue)



(signature)

6913	Traccia	Back to wall wc	Geberit Type UP 320 / 110.358.0.0.5	EN 997 CL 1 4/5A – CL 2	WL - CF - BP - CA - LR - DA	4,5 lt
6914	Traccia	Back to wall wc	Geberit Type UP 320 / 110.358.0.0.5	EN 997 CL 1 4/5A – CL 2	WL - CF - BP - CA - LR - DA	4,5 lt
6919	Traccia	Back to wall wc	Geberit Type UP 320 / 110.358.0.0.5	EN 997 CL 1 6/5A	WL - CF - BP - CA - LR - DA	4,5 lt
6917	Traccia	Close coupled Wc	Geberit Type 280-380 / 273.328.KG.1	EN 997 CL 1 6/5A	WL - CF - BP - CA - VR - LR - DA	3/6 lt
6916	Traccia	Wall-hung Wc	Geberit Type UP 320 / 110.358.0.0.5	EN 997 CL 1 6/5A	WL - CF - BP - CA - LR - DA	4,5 lt
6910	Traccia	Wall-hung Wc	Geberit Type UP 320 / 110.358.0.0.5	EN 997 CL 1 6/5A	WL - CF - BP - CA - LR - DA	4,5 lt
6915	Traccia	Wall-hung Wc	Geberit Type UP 320 / 110.358.0.0.5	EN 997 CL 1 6/5A	WL - CF - BP - CA - LR - DA	4,5 lt
7811	X2	Back to wall wc	Geberit Type UP 320 / 110.358.0.0.5	EN 997 CL 1 6/5A	WL - CF - BP - CA - LR - DA	4,5 lt

Dino Rossi – CEO

(Name and function)

Gallese – 01/09/2015

(place and date of issue)



(signature)