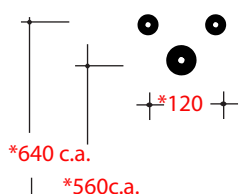
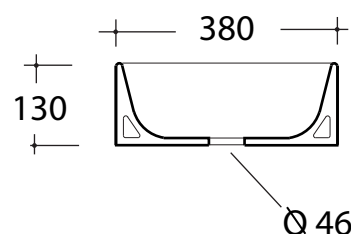
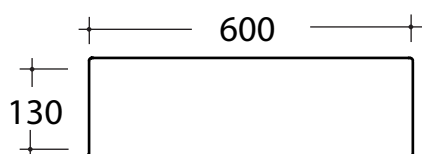
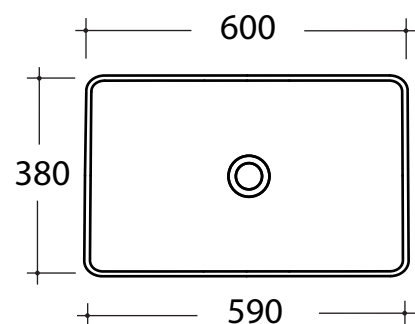


Art. **LIL4260001**



*Quota d'installazione consigliata
*Advised measure for installation

CARATTERISTICHE DEL PRODOTTO / PRODUCT FEATURES

-lavabo appoggio
- Washbasin over counter

Art. **LIL4260001**
Art. **LIL4260001**

MANUTENZIONE / MAINTENANCE

-pulire con acqua e sapone o altri prodotti adatti
-evitare prodotti abrasivi o aggressivi
-please clean with water and soap or other suitable products
-please avoid any aggressive or abrasive product

CONFEZIONE DEL PRODOTTO / PACKAGING PRODUCTS

-imballi in scatole di cartone 62x40x15
-imballo su bancale per pezzi multipli
-packaging in carton boxes 62x40x15
-packaging on pallets for multiple pieces

PRODOTTO

PRODUCT
lavabo/basin

MATERIALE

MATERIAL
fire-clay

TRATTAMENTO

TREATMENT
smaltato/glazed

DESCRIZIONE / DESCRIPTION

lavabo - peso 13 Kg
basin - weight 13 Kg

CERTIFICAZIONI / CERTIFICATION

EN 14688

FISSAGGI / HARDWARE

esclusi/ excluded

COLORE / COLOR

bianco, bianco mat, nero, nero mat
white, mat white, black, blackmat